


Activity 1: Visual Attention

Circle all the bugs that are the same as the chosen one on top.































Time how long it takes you to find all of the bugs that are the same as the one on top.

How did you find this activity? Was it easy or quite hard ?

VISUAL ATTENTION



Circle all bugs that are the same as one above.

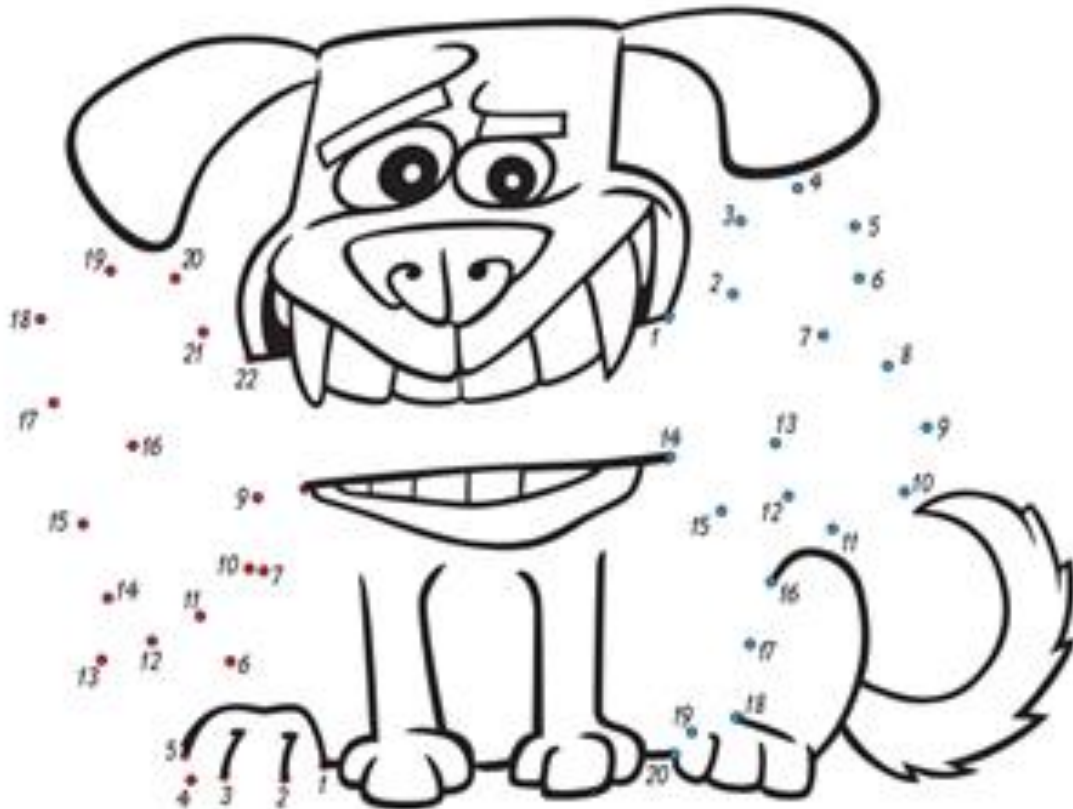
www.myhomeschoolmath.com

Activity 2 : Connect the dots

Connect the dots from 1 to 22 and from 1 to 20 and find out.

What is in the picture when you connect all the dots?


Did you find what was in the picture? If so write down what you found.



Activity 3 : Number and Letter Match

Match the numbers to their letters. Enter the letters below the picture in the correct order

How did you find this activity? Was it easy to follow the lines or was it quite hard ?



1	W
2	N
3	N
4	O
5	A
6	M
7	S

1	2	3	4	5	6	7

Activity 4 : Find the Object

Find the objects and find the detail - you must discover objects that appear in the different images. -

Can you find the object at the top in the puzzle ?

If you can find the same object in the puzzle colour it in.

Find the same and colour it.

